

Phonics Workshop



Day 3 - Phase 2

**-Have you tried
anything new?**

It must always be remembered that phonics is the step up to word recognition. **Automatic reading** of all words - decodable and tricky - is the ultimate goal.

Phase 2



Blending

Putting together

-for reading


Segmenting

Breaking up

-for writing

Phase 2

- Letter progression (one set per week)
- Set : s a t p
- Set : i n m d
- Set : g o c k
- Set : ck e u r
- Set : h b f, ff l, ll ss



Final stage - double letters - position within a word

Phase 3

digraph























trigraph

- Letter progression (one set per week)
- Set : j v w x
- Set : y z, zz qu ch


Graphemes - Sample words

ch chip	ar farm
sh shop	or for
th thin/then	ur hurt
ng ring	ow cow
ai rain	oi coin
ee feet	ear dear
igh night	air fair
oa boat	ure sure
oo boot/look	er corner

Phase 3 Sounds

j	v	w	x	y	z	zz	qu	ch
								
sh	th	ng	ai	ee	igh	oa	oo	oo
								
ar	or	ur	ow	oi	ear	air	ure	er
								

www.communicationhall.co.uk



Phase 2 and 3

Whiteboards are easier to write on - the pen glides across the board.



Phoneme Frame

- V - Vowel
- C - Consonant
- VC - at, in, on
- CVC - cat, mad, pot - and - shop, chip, this, sheep

Nonsense words

- Buried Treasure - is it a real word or a nonsense word?

- sip
- pod
- mat
- jop
- lom
- top
- saf

Make up your own nonsense words - you could give names to aliens or monsters or make believe animals.

-Use magnetic letters, chalk, play in the bath

Sound buttons and sound sticks

map

coat

ship

lid

huff

flower

bedroom

cup

mummy



Tricky Words - Sight Words

Sight words

Words you need to learn by sight because they cannot be easily sounded out. (see also **Tricky words**).

- Introduced to the children gradually
- Notice them - point them out - count them - write them
- Talk about them before you read - introduce them - recap them
- Initial sound can help e.g. 'said' - what gives you a clue?
- Length of the word

Helpful places...

- Your child's class teacher!