

Teaching and Learning in the Foundation Stage

September 2016



- ✓ Gross motor play – park, climbing, hanging – holding their body weight, monkey-bars, pedalling, scooting, swimming



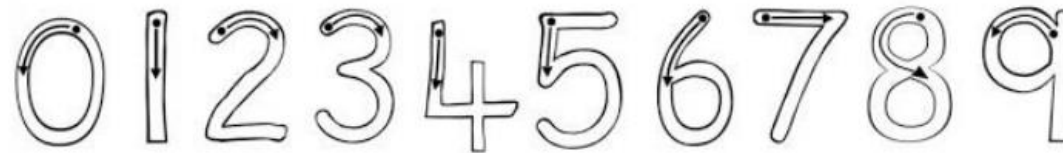
- ✓ Pencil grip – same for left and right handed
- ✓ Letter/Numeral formation – follow the letter families – our website

"C shaped letter family"



a is formed with "a big fat tummy; straight up, straight down and add a flick; make sure he has a straight back". g has "a monkey tail; tuck it under." s starts with a "little c". You may remind children to form d with the correct orientation by saying "curly c becomes a d (using the letter names in both cases)"

Numeral formation at Bernards Heath Infant and Nursery School



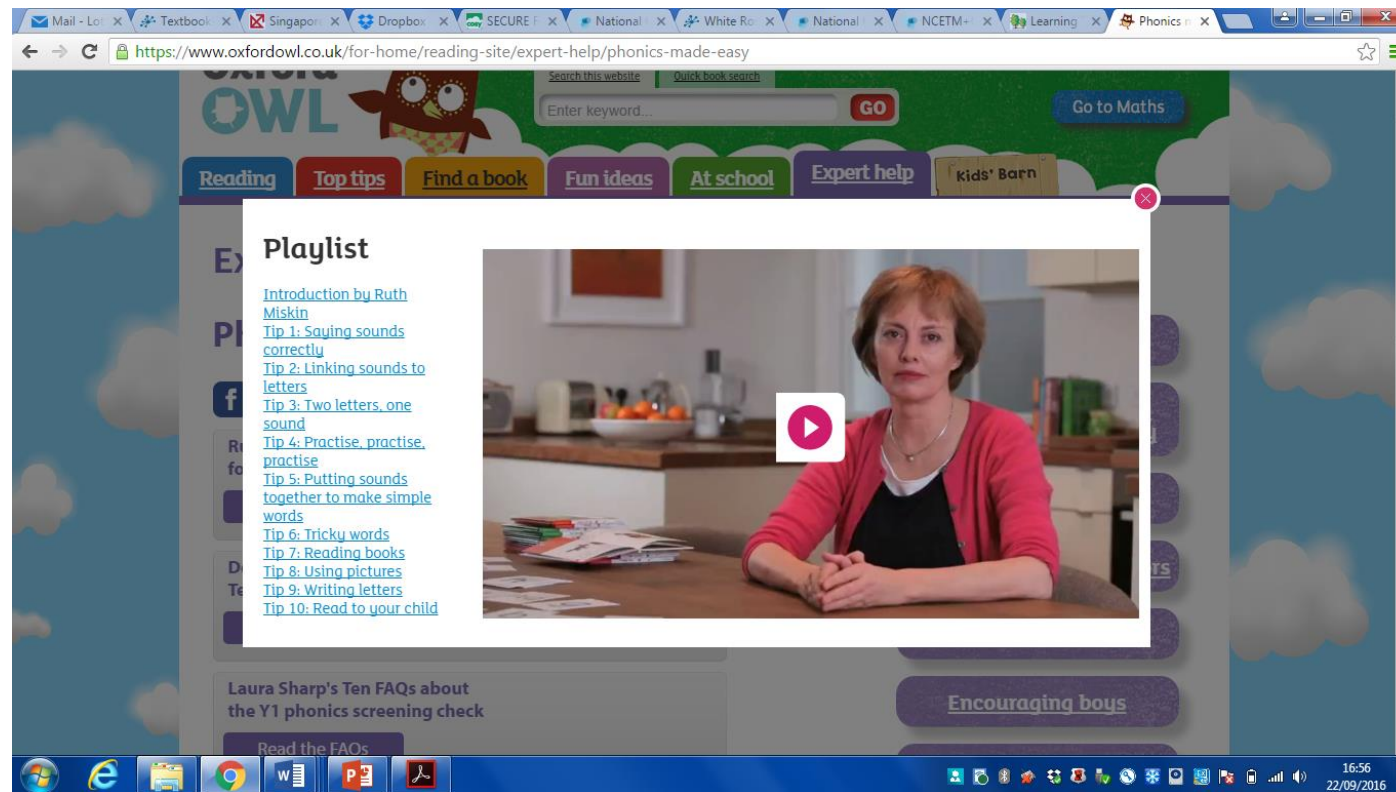
1 is "a straight line down"

2 is "a curve and a straight line; it looks like a swan with a curvy neck and a flat bottom sitting on the water."

✓ Schwaing

mmm - not 'muh' sss - not 'suh'

<https://www.oxfordowl.co.uk/for-home/reading-site/expert-help/phonics-made-easy>



The screenshot shows a web browser window displaying the Oxford Owl website. The address bar shows the URL: <https://www.oxfordowl.co.uk/for-home/reading-site/expert-help/phonics-made-easy>. The website has a green header with the Oxford Owl logo and a search bar. Below the header is a navigation menu with buttons for Reading, Top tips, Find a book, Fun ideas, At school, Expert help, and Kids' Barn. A video player is embedded in the page, showing a woman sitting at a table. To the left of the video player is a playlist titled "Playlist" with the following items:

- [Introduction by Ruth Miskin](#)
- [Tip 1: Saying sounds correctly](#)
- [Tip 2: Linking sounds to letters](#)
- [Tip 3: Two letters, one sound](#)
- [Tip 4: Practise, practise, practise](#)
- [Tip 5: Putting sounds together to make simple words](#)
- [Tip 6: Tricky words](#)
- [Tip 7: Reading books](#)
- [Tip 8: Using pictures](#)
- [Tip 9: Writing letters](#)
- [Tip 10: Read to your child](#)

Below the playlist, there is a section titled "Laura Sharp's Ten FAQs about the Y1 phonics screening check" with a button that says "Read the FAQs". The Windows taskbar is visible at the bottom of the screen, showing the time as 16:56 on 22/09/2016.

✓ Counting - 1:1 correspondence
Touch - Count - Move



Numicon



FS2 Reading Meeting -
Tuesday 18th October 2:30pm



FS2 Phonics Workshops -
Mondays 9-10am
4 weeks, begin Monday 10th October

FS1 - later in the year


Remember...



FS2 - Children need to bring an empty water bottle everyday.



Every child needs a pair of wellies to be left at school.



Childcare/collecting arrangements need to be put in writing - this includes regular arrangements or when your child is going to play with a friend.