

Phonics Workshop



Day 3

Phase 2-3

It must always be remembered that phonics is the step up to word recognition. **Automatic reading** of all words – decodable and tricky – is the ultimate goal.

Skills



Blending

Putting together

for reading

Segmenting

Breaking up

for writing

Terminology



Phonemes

The smallest unit of sounds in a word represented by letters or groups of letters

Blending

To say the individual sounds that make up a word and blend them together to hear the whole word for reading e.g. s-a-t becomes sat. We say you blend to read and segment to spell.

Segmenting

To write or spell a word by listening for the sounds in the word and deciding which letters represent those sounds. We say you blend to read and segment to spell.

Decoding

To read a word by saying the sounds then joining, or blending, those sounds together to form the word


Sight words

Words you need to learn by sight because they cannot be easily sounded out. (**Tricky words**).

<http://www.oxfordowl.co.uk/for-home/reading-owl/expert-help/jargon-buster--2>

Phase 2

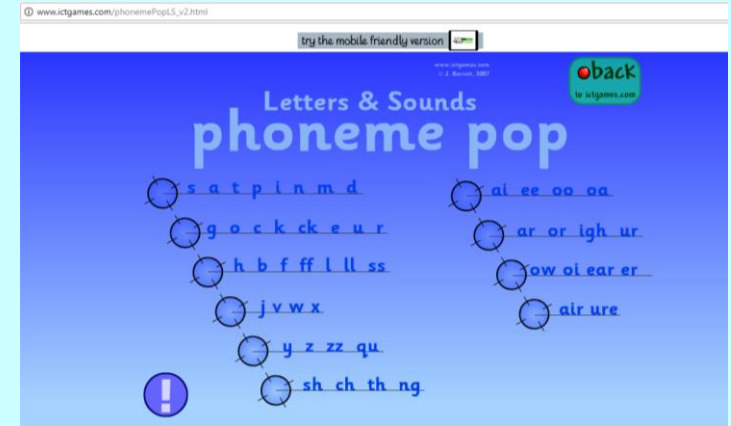
- Letter progression (one set per week)
- Set : s a t p
- Set : i n m d
- Set : g o c k
- Set : ck e u r
- Set : h b f, ff l, ll ss



Final stage – double letters – position within a word

Phase 3

- Letter progression (one set per week)
- Set : j v w x
- Set : y z, zz qu



digraph

Graphemes - Sample words	
ch chip	ar farm
sh shop	or for
th thin/then	ur hurt
ng ring	ow cow
ai rain	oi coin
ee feet	ear dear
igh night	air fair
oa boat	ure sure
oo boot/look	er corner

trigraph



Phase 2 and 3

Magnetic letters can be used -
children don't need to be writers
to practise phonics



Phoneme Frame

- **V – Vowel**
- **C – Consonant**
- **VC – at, in, on**
- **CVC – cat, mad, pot – and - shop, chip, this, sheep**

Sound Buttons and Sound Sticks

split

map

coat

ship

lid

huff

flower

bedroom

cup

mummy



Nonsense Words – Alien Words

- Buried Treasure – is it a real word or a nonsense word?

- sep
- thod
- mish
- jop
- lom
- top
- saff

Make up your own nonsense words – you could give names to aliens, monsters or make believe animals.

-Use magnetic letters, chalk, play in the bath



Tricky Words – Sight Words

Sight words

Words you need to learn by sight because they cannot be easily sounded out (**Tricky words**).

- Introduced to the children gradually
- Notice them – point them out – count them/tally them - write them
- Talk about them before you read – introduce them – recap them



Introduce Tricky Words on
a Picture Walk

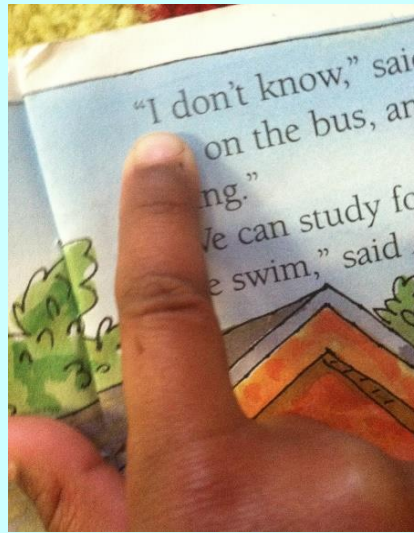
Strategy Cards



break up longer words



Does that make sense?



point to each word



Go on a picture walk.

