



# Letters and Sounds

Here are a few great websites:

[www.lettersandsounds.com](http://www.lettersandsounds.com)

[www.phonicsplay.co.uk](http://www.phonicsplay.co.uk)

[www.topmarks.co.uk](http://www.topmarks.co.uk) – great for maths or english/phonics games.

<http://www.bbc.co.uk/schools/wordsandpictures/phonics/>


Other ideas:

- Practise with ‘alien’ words. These are made up words- they give a real insight to children’s understanding and application of their letters and sounds knowledge. Here are a few examples, but you can also make up your own:

Chun, shoad, shoop, moch, sighf,



- Playing ‘I spy’ children becoming familiar with the first letter in a word.
- Alliteration practice – a string of words which start with the same sound e.g. big, blue, bouncy, balloon.
- Sounding out words and blending when reading e.g. sh-o-p
- Rhyme awareness through a game of ‘me to you’ e.g. adult says ‘hat’ child says ‘cat’ adult says ‘mat’ child says ‘sat’.
- Clap the syllables in words, or nod your chin as you say the word.
- Look in a mirror when making different sounds – focus on the shape your mouth makes.
- Oxford Owl is a fantastic website for adults and children. There are valuable short films about Letters and Sounds and eBooks for children.
- Oxford Owl also provides an excellent short clip on pronouncing letters and sounds phonetically; this can be found at <https://www.oxfordowl.co.uk/for-home/reading-site/expert-help/phonics-made-easy> and look for this screen shot.







- You could make a little phonics book, with a sound on each page, and collect words from going on a walk/shopping/visit etc. and record them.











## What do Alien Words look like?

 ect	 shog
 jat	 stip
 yod	 bulm
 keb	 quock
 toin	 voisk

\_noaddedsugar

ot	
vap	
osk	
ect	























 shub	 mosh	 fesh
chim	buch	wach
thil	geth	thuv
stup	smec	slif
gred	gloz	glap
crim	ces	clun

 bip	 veen
 mav	 drap
 ind	 frem
 teg	 quorg
 poth	 cloist

\_noaddedsugar

 quemp	 hild	 voo
 chom	 geck	 blurst
 thazz	 tord	 terg
 steck	 blan	 stroft

## Phase 5 Letters and Sounds

Phase 5 Sound Mat											
 ay	 ou	 ie	 ea	 oy	 ir	 ue	 ue				
 aw	 wh	 ph	 ew	 ew	 oe	 au	 ey				
 a-e	 e-e	 i-e	 o-e	 u-e	 u-e						

## Phase 5 Tricky Words

Phase 5 Tricky Words Word Mat		
oh	Mrs	people
	their	called
Mr	looked	
asked		could